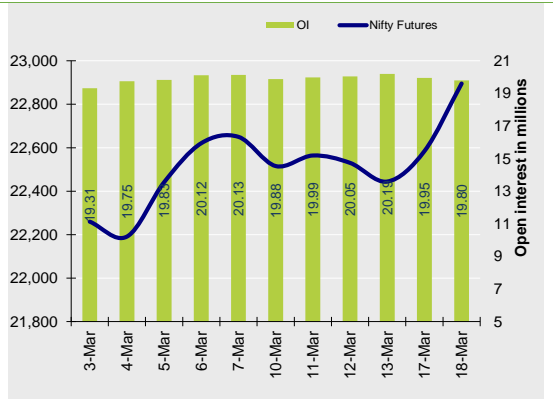


Nifty Snapshot

	Close	Prv Cl.	Ab chg	% chg
Spot	22,834.30	22,508.75	325.55	1.45
Futures	22,895.40	22,584.30	311.10	1.38
OI(ml shr)	19.80	19.95	-0.15	-0.73
Vol (lots)	108517	76821	31696	41.26
COC	61.10	75.55	-14.45	-19.1
PCR-OI	1.29	1.05	0.24	23.3

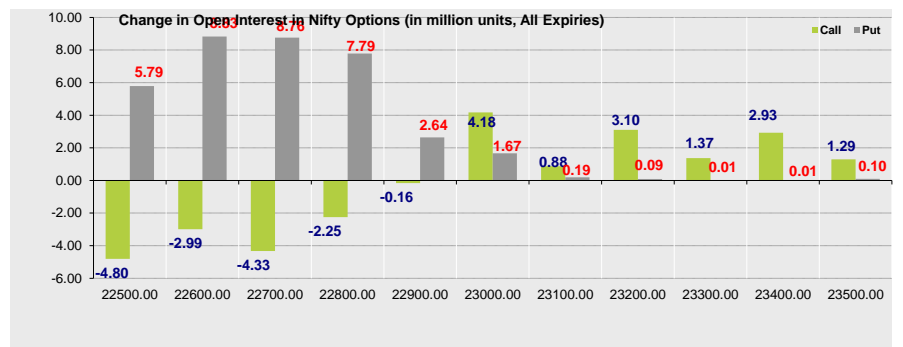
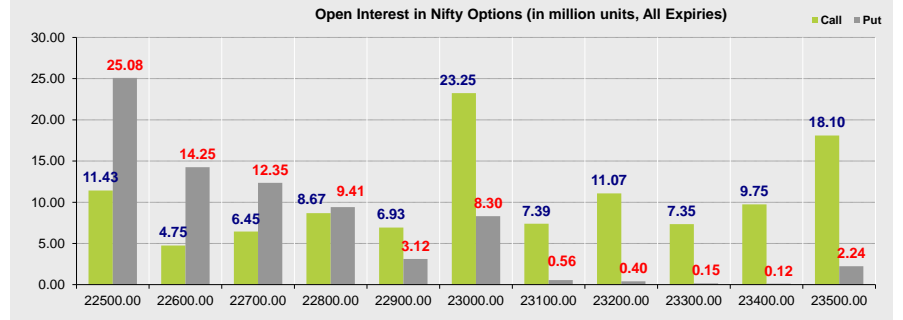
Nifty Futures Price v/s OI



Summary

- Indian markets closed on positive note where buying was mainly seen in Automobiles, Metals, Banking Sectors. Nifty Mar Futures closed at 22895.40 (up 311.10 points) at a premium of 61.10 pts to spot.
- FII's were net buyers in Cash to the tune of 694.57 Cr and were net buyers in index futures to the tune of 4761.36 Cr.
- India VIX decreased by 1.52% to close at 13.21 touching an intraday high of 13.65.

Open Interest in Nifty Options:



- The above second chart shows previous trading day's change in Nifty options where Addition in OI were seen in 23200, 23100, 23000 strike Calls and at 22700, 22800, 22900 strike Puts indicating market is likely to remain range bound in the near term.
- Highest OI build-up is seen at 23000 strike Calls and 22500 strike Puts, to the tune of 23.25mn and 25.08mn respectively.

Outlook on Nifty:

Index is likely to open on a flat note today and is likely to remain range bound during the day.

Institutional Activity in previous trading session

(in Rs cr.)	Buy	Sell	Net
Index Futures	7575.79	2814.43	4761.36
Index Options	842567.23	856486.51	-13919.28
Stock Futures	19798.80	16496.78	3302.02
Stock Options	62589.80	61771.28	818.52
FII Cash	15,709.88	15,015.31	694.57
DII Cash	12,333.09	9,798.34	2,534.75

Net FII Activity (in Rs cr.)

Date	Idx Fut	Stk Fut	Idx Opt	Cash
18-Mar	4761.4	3302.0	-13919.3	695
17-Mar	1899.3	3336.3	13456.7	-4488
13-Mar	-144.0	-2006.5	-75274.1	-793
12-Mar	-822.6	585.9	-8066.5	-1628
11-Mar	80.2	621.6	20229.4	-2824
10-Mar	-501.7	-1304.0	6245.6	-485

Technical Pivot (Intraday):

	S2	S1	PIVOT	R1	R2
NIFTY	22585	22740	22825	22980	23065
BANKNIFTY	48370	48895	49190	49715	50005

(Price is in Rs; OI is in million units; Price chg and OI chg are in percentage) **NB RESEARCH**

Fresh Longs seen in:

Scrip	Price	Price chg	OI	OI Chg
NCC	192.0	3.9	16.8	19.9
FINNIFTY	24006.9	1.8	0.1	13.6
TITAGARH	713.3	3.4	1.6	12.9

Fresh Shorts seen in:

Scrip	Price	Price chg	OI	OI Chg
CHAMBLFERT	570.5	-1.3	8.8	5.7
TECHM	1436.3	-0.6	17.0	5.0
HINDPETRO	324.3	-0.5	56.2	4.1

Short Covering seen in:

Scrip	Price	Price chg	OI	OI Chg
APOLLOTYRE	411.3	2.0	9.8	-6.9
JKCEMENT	4504.4	3.0	0.5	-6.1
NIFTYNXT50	60999.1	2.5	0.0	-5.4

Long Unwinding seen in:

Scrip	Price	Price chg	OI	OI Chg
PIDILITIND	2733.4	-0.7	4.6	-1.1
BAJAJFINSV	1851.4	-1.4	19.1	-0.3

NIFTY50 Options OI (CE OI = Resistance) (PE OI = Support)			
Symbol	Highest CE OI	Highest PE OI	CMP
ADANIPTS	1200	1100	1159
ADANIEN	2600	2600	2316
ASIANPAINT	2300	2200	2278
AXISBANK	1050	1000	1046
BAJAJ-AUTO	8000	7400	7636
BAJAJFINSV	1900	1800	1851
BAJFINANCE	9000	8500	8688
BHARTIARTL	1700	1600	1633
BPCL	270	260	262
BRITANNIA	4900	4100	4772
CIPLA	1500	1240	1510
COALINDIA	395	450	389
DIVISLAB	6000	4700	5783
DRREDDY	1200	1100	1164
EICHERMOT	5100	5000	5135
GRASIM	2420	2400	2430
HCLTECH	1600	1400	1559
HDFCBANK	1800	1700	1737
HDFCLIFE	700	550	641
HEROMOTOCO	4000	3100	3575
HINDALCO	700	620	698
HINDUNILVR	2300	2100	2203
ICICIBANK	1320	1300	1311
ITC	420	400	411
INDUSINDBK	750	600	684

NIFTY50 Options OI (CE OI = Resistance) (PE OI = Support)			
Symbol	Highest CE OI	Highest PE OI	CMP
INFY	1700	1600	1611
IOC	130	100	125
JSWSTEEL	1020	1000	1020
KOTAKBANK	2000	1980	2034
LT	3300	3100	3272
LTIM	4800	4000	4461
M&M	3000	2600	2793
MARUTI	11800	11500	11717
NESTLEIND	2260	2100	2204
NTPC	340	310	338
ONGC	240	220	233
POWERGRID	280	260	272
RELIANCE	1300	1200	1244
SBILIFE	1500	1400	1458
SBIN	800	700	739
SUNPHARMA	1680	1600	1748
TATACONSUM	1000	950	951
TATAMOTORS	700	650	682
TATASTEEL	155	140	155
TCS	3800	3500	3554
TECHM	1600	1400	1436
TITAN	3200	3000	3090
ULTRACEMCO	11000	10400	10711
UPL	640	610	636
WIPRO	300	240	262

Derivative Recommendations:

Stock Name	Call (Buy/Sell)	Entry price	Targets	Stop Loss	Duration	Status
BEL Future	Sell	278.5	260	288	1-2 Days	Open
KOTAKBANK (Bull Call spread)	Strategy	20	5	40	Positional	Open
ADANI PORTS 1160CE	Buy	22.5	34	16	1-2 Days	Open

FROM THE EQUITY DERIVATIVE DESK:

NIRAV HARISH CHHEDA
AVP - DERIVATIVES AND TECHNICAL RESEARCH
E-Mail: nirav.chheda@nirmalbang.com
Tel no: 6273-8199/8000

AMIT BHUPTANI
SNR.DERIVATIVES AND TECHNICAL RESEARCH ANALYST
E-Mail: amit.bhuptani@nirmalbang.com
Tel no: 6273-8242/8000

DISCLOSURES

Research Reports that are published by Nirmal Bang Securities Private Limited (hereinafter referred to as "NBSPL") are for private circulation only. NBSPL is a registered Research Analyst under SEBI (Research Analyst) Regulations, 2014 having Registration no. INH000001766. NBSPL is also a registered Stock Broker with National Stock Exchange of India Limited, BSE Limited, Metropolitan Stock Exchange of India Limited, Multi Commodity Exchange of India Limited, National Commodity and Derivative Exchange Limited and Indian Commodity Exchange Limited in cash and Equity and Commodities derivatives segments.

NBSPL has other business divisions with independent research teams separated by Chinese walls, and therefore may, at times, have different or contrary views on stocks and markets.

NBSPL or its associates have not been debarred / suspended by SEBI or any other regulatory authority for accessing / dealing in securities Market. NBSPL, its associates or analyst or his relatives do not hold any financial interest (Except Investment) in the subject company. NBSPL or its associates or Analyst do not have any conflict or material conflict of interest at the time of publication of the research report with the subject company. NBSPL or its associates or Analyst or his relatives may or may not hold beneficial ownership of 1% or more in the subject company at the end of the month immediately preceding the date of publication of this research report.

NBSPL or its associates / analyst has not received any compensation / managed or co-managed public offering of securities of the company covered by Analyst during the past twelve months. NBSPL or its associates have not received any compensation or other benefits from the company covered by Analyst or third party in connection with the research report. Analyst has not served as an officer, director or employee of Subject Company. NBSPL / analyst has not been engaged in market making activity of the subject company.

Analyst Certification: The research analysts and authors of these reports, hereby certify that the views expressed in this research report accurately reflects my/our personal views about the subject securities, issuers, products, sectors or industries. It is also certified that no part of the compensation of the analyst(s) was, is, or will be directly or indirectly related to the inclusion of specific recommendations or views in this research. The analyst(s) principally responsible for the preparation of this research report and has taken reasonable care to achieve and maintain independence and objectivity in making any recommendations.

DISCLAIMER

This report is for the personal information of the authorized recipient and does not construe to be any investment, legal or taxation advice to you. NBSPL is not soliciting any action based upon it. Nothing in this research shall be construed as a solicitation to buy or sell any security or product, or to engage in or refrain from engaging in any such transaction. In preparing this research, we did not take into account the investment objectives, financial situation and particular needs of the reader.

This research has been prepared for the general use of the clients of NBSPL and must not be copied, either in whole or in part, or distributed or redistributed to any other person in any form. If you are not the intended recipient you must not use or disclose the information in this research in any way. Though disseminated to all the customers simultaneously, not all customers may receive this report at the same time. NBSPL will not treat recipients as customers by virtue of their receiving this report. This report is not directed or intended for distribution to or use by any person or entity resident in a state, country or any jurisdiction, where such distribution, publication, availability or use would be contrary to law, regulation or which would subject NBSPL & its group companies to registration or licensing requirements within such jurisdictions.

The report is based on the information obtained from sources believed to be reliable, but we do not make any representation or warranty that it is accurate, complete or up-to-date and it should not be relied upon as such. We accept no obligation to correct or update the information or opinions in it. NBSPL or any of its affiliates or employees shall not be in any way responsible for any loss or damage that may arise to any person from any inadvertent error in the information contained in this report. NBSPL or any of its affiliates or employees do not provide, at any time, any express or implied warranty of any kind, regarding any matter pertaining to this report, including without limitation the implied warranties of merchantability, fitness for a particular purpose, and non-infringement. The recipients of this report should rely on their own investigations.

This information is subject to change without any prior notice. NBSPL reserves its absolute discretion and right to make or refrain from making modifications and alterations to this statement from time to time. Nevertheless, NBSPL is committed to providing independent and transparent recommendations to its clients, and would be happy to provide information in response to specific client queries.

Before making an investment decision on the basis of this research, the reader needs to consider, with or without the assistance of an adviser, whether the advice is appropriate in light of their particular investment needs, objectives and financial circumstances. There are risks involved in securities trading. The price of securities can and does fluctuate, and an individual security may even become valueless. International investors are reminded of the additional risks inherent in international investments, such as currency fluctuations and international stock market or economic conditions, which may adversely affect the value of the investment. Opinions expressed are subject to change without any notice. Neither the company nor the director or the employees of NBSPL accept any liability whatsoever for any direct, indirect, consequential or other loss arising from any use of this research and/or further communication in relation to this research. Here it may be noted that neither NBSPL, nor its directors, employees, agents or representatives shall be liable for any damages whether direct or indirect, incidental, special or consequential including lost revenue or lost profit that may arise from or in connection with the use of the information contained in this report.

Copyright of this document vests exclusively with NBSPL. Our reports are also available on our website www.nirmalbang.com